

VILLAGE OF OAKWOOD HILLS BUILDING DEPARTMENT

A QUICK REFERENCE FOR THE BUILDING OF FENCES

**FOR REFERENCE ONLY
SEE MUNICIPAL CODE FOR COMPLETE DETAILS**

CONSTRUCTION REQUIREMENTS

SECTION R337 FENCES

R337.1 Allowed fences. A fence constructed of one of the following: aluminum, vinyl, split rail, basket weave, chain link, post and rail, or any other type of fence design constructed of wood. No fence shall be erected in the Village unless it is made of the approved materials listed.

R337.2 Prohibited fences. The use of snow fencing, chicken wire fencing, hog wire fencing, electrified fences, masonry, stone, or concrete fences, spiked fences, barbed wire, and other non-customary materials in fences is prohibited in the Village.

R337.3 Lake lots. The erection of fences on lots which are located on the lake is prohibited, provided however that this section shall not be construed to prohibit the construction of an enclosed fence area containing a ground area of nine hundred (900) square feet or less for containment of children of tender years, the construction of a fenced dog run containing a ground area of one hundred twenty (120) square feet or less, (the minimum dimension of an area enclosed for dog run purposes shall be 6 foot) or the construction of a fence enclosing a swimming pool area, on such lake side property.

R337.4 Prohibited location. No fence shall be erected on a front yard; for purposes of this section the term "front" shall be defined to mean that boundary of a lot along a public street and for a corner lot the front yard shall be the shorter lot boundary and the corner side yard shall be the longer lot boundary along the streets. See Exhibit 1 entitled "Types of Lots", Exhibit 2 entitled "Types of Yards", and Exhibit 3 entitled "Fence Locations" for illustrations of prohibited locations.

R337.5 Height. Fences shall not exceed four (4) feet in height from ground level to the highest point of the fence.

Exception:

1. Fences used as an above-ground or in-ground swimming pool barrier may not exceed five (5) feet in height from ground level to the highest point of the fence.
2. Dog run fence may not exceed six (6) feet in height from ground level to the highest point of the fence or enclose an area not greater than one hundred twenty (120) square feet of the rear yard, provided it is set back at least seven (7) feet from any property line. The minimum dimension of an area enclosed for dog run purposes shall be six (6) feet.

R337.6 Location. All fences shall be located as near as practicable to, but not more than 12 inches (305 mm) from a property line.

R337.7 Parallel fence. No fence shall be built parallel to an existing fence, except as provided for dog runs and fences enclosing swimming pools.

R337.8 Fence hole depth. All fence posts shall extend 42 inches (1,067mm) below grade in a 6-inch (152 mm) diameter (minimum) bored hole with concrete to fill remainder of hole. When a wood post is used 6 inches (152 mm) of gravel shall be provided in bottom of hole.

R337.9 Finished side All fences shall be installed so that the posts and rails or unfinished side face away from the street or neighboring property.

Wood Posts and lumber shall be approved pressure preservatively treated wood, natural decay resistance, redwood or cedar.

Fences for Swimming pools have specific requirements that need to be met. Reference fences that meet Swimming Pools barrier requirements.

TO APPLY FOR A PERMIT

1. Complete permit application
2. Submit picture of type offence.
3. Submit 2 copies of plat of survey and indicate the location of the proposed fence.
4. Submit 2 copies of septic system plan and indicate on the septic plan the location of the proposed fence.
5. Copy of proposal from contractor.
6. All contractors must be bonded with the Village for \$10,000

INSPECTION REQUIREMENTS

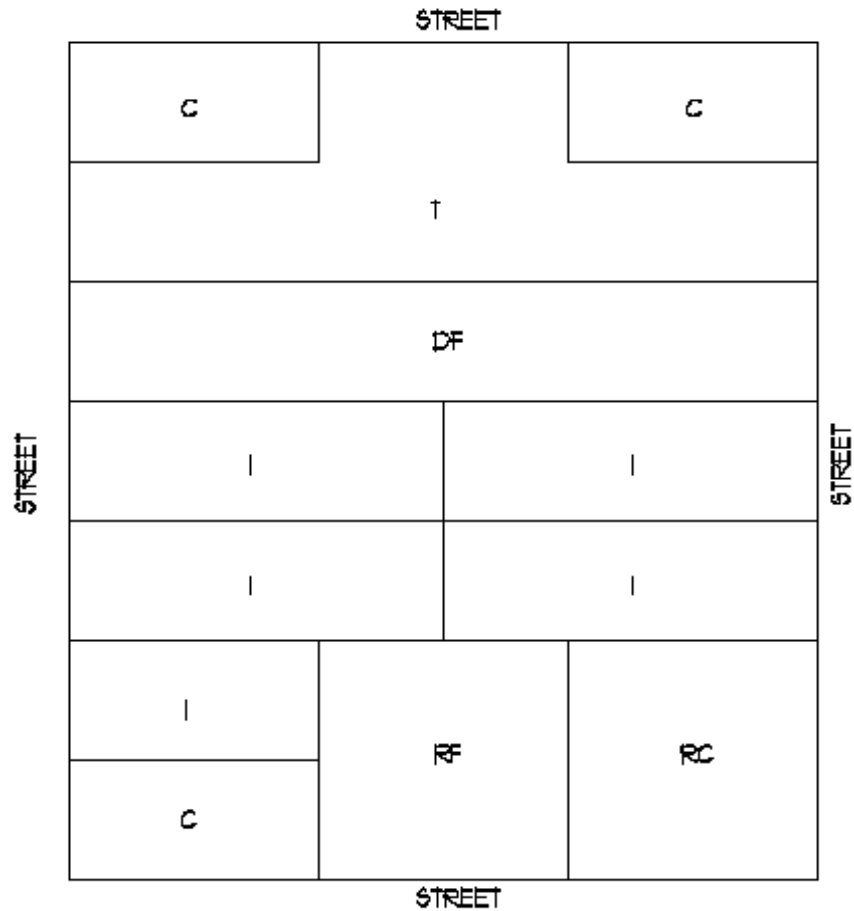
1. When the post holes are dug (prior to placing posts and/or concrete)
2. Final inspection upon completion of fence.

Call J.U.L.I.E. at 800-892-0123 or contact at illinois1call.com before digging.

The above is provided for general information purposes only and shall not be construed as total compliance with any or all Codes and Ordinances of the Village of Oakwood Hills. Always consult the Codes or Ordinances for accurate information

EXHIBIT - 1

TYPES OF LOTS



C - CORNER LOT

I - INTERIOR LOT

T - THROUGH LOT

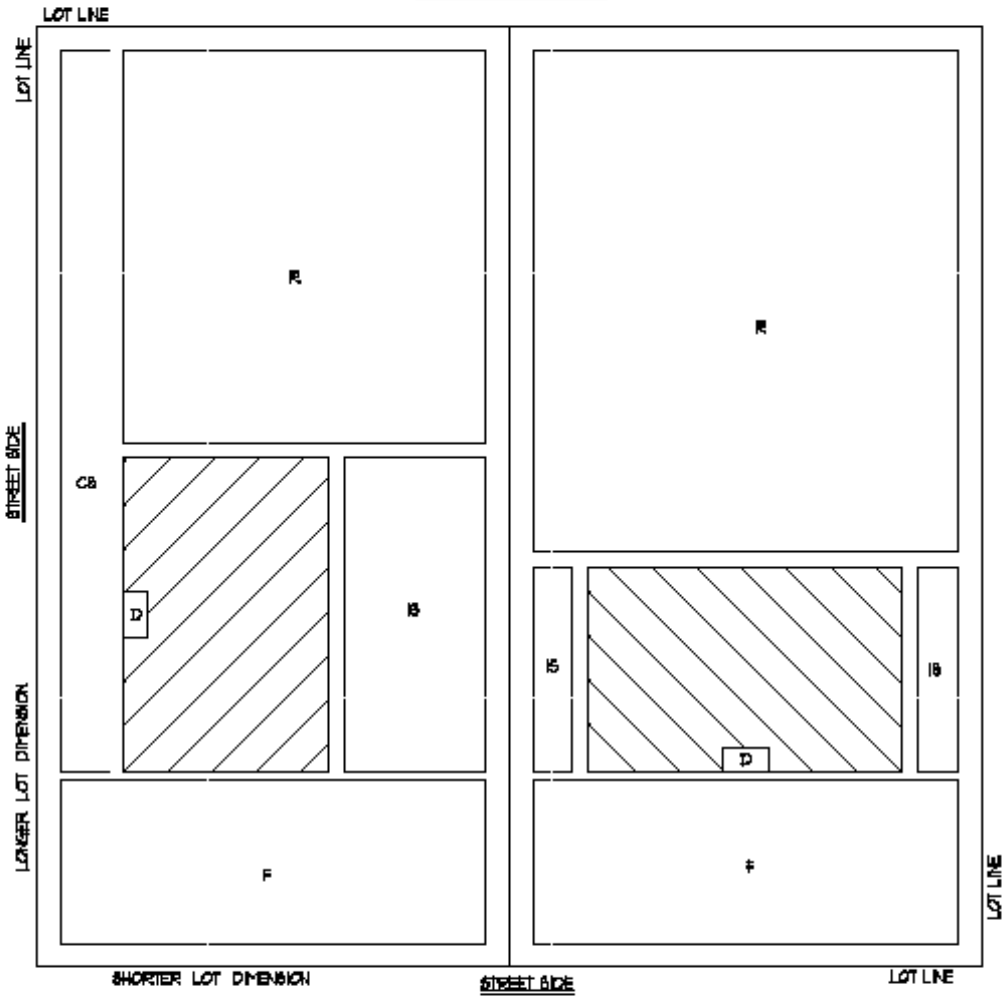
RF - REVERSE FRONT LOT

DF - DOUBLE FRONT LOT

RC - REVERSE CORNER LOT

EXHIBIT - 2

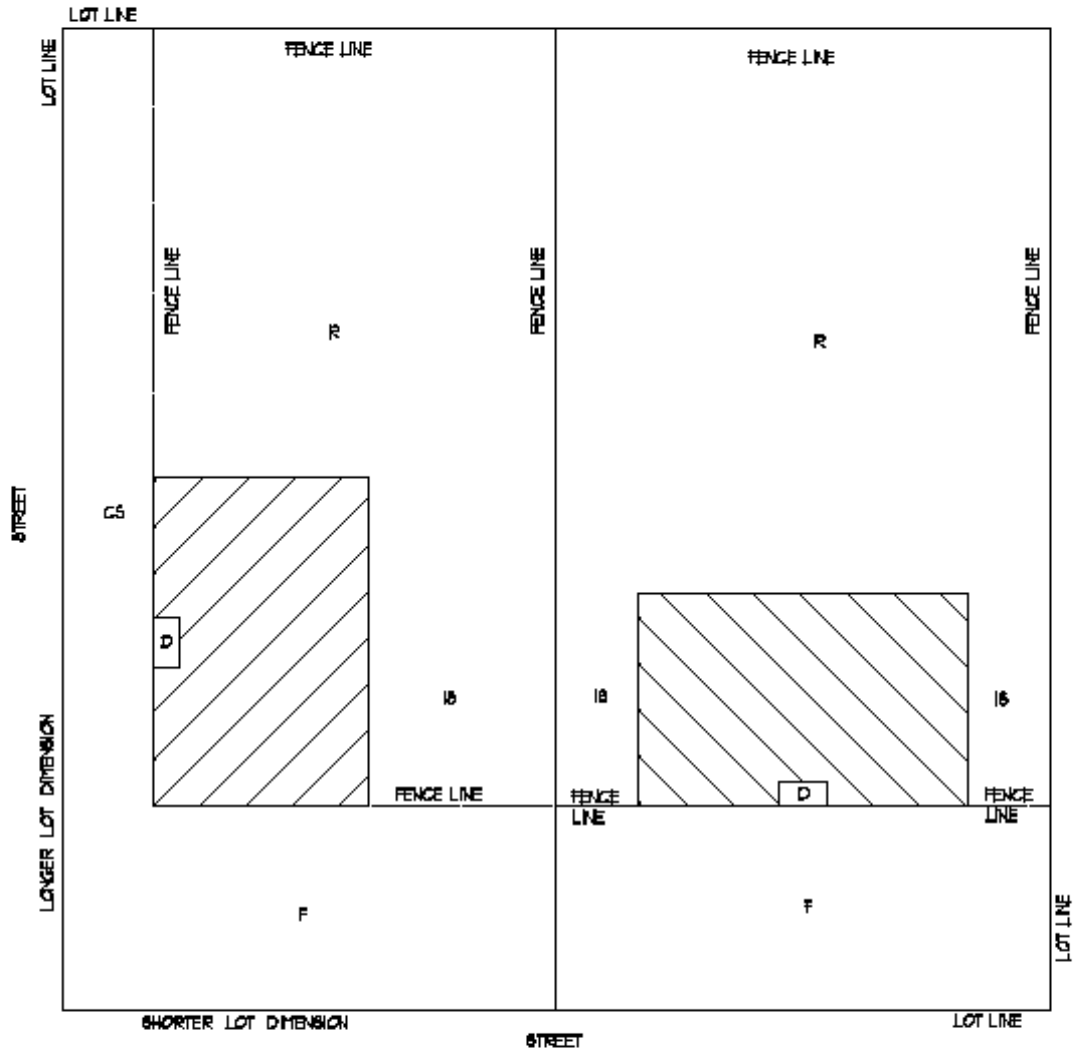
TYPES OF YARDS



- F - FRONT YARD
- R - REAR YARD
- CS - CORNER SIDE YARD
- IS - INTERIOR SIDE YARD
- D - FRONT DOOR

EXHIBIT - 3

FENCE LOCATIONS



- F - FRONT YARD
- R - REAR YARD
- CS - CORNER SIDE YARD
- IS - INTERIOR SIDE YARD
- D - FRONT DOOR